

JVC

The Perfect Experience / —

24-inch Native HD Multi-Format Studio Monitor
(16:9 1920 x 1080 pixels)

DT-V24L1D
DT-V24L1

20-inch HD Multi-Format Studio Monitor
(16:9 Rack-Mountable)

DT-V20L1D
DT-V20L1

JVC Presents A True Professional Native HD Flat Panel Studio Monitor



■The DT-V20L1D/DT-V20L1 displays 1680 x 945 pixels.

Professional, high-performance HD Studio monitors with convenient, user-friendly functions and production-oriented design

As high-definition production goes mainstream around the world, JVC is meeting the need for true HD monitors with the introduction of two high-performance HD Studio monitors, including an advanced 24" monitor featuring full Native HD resolution. This superb professional monitor is ideal for production of broadcast HDTV content, while its companion 20" rack-mountable HD Studio monitor is an excellent choice for a wide range of applications including field production, studio monitoring, film schools and event videography.





PVW

PGM

VT-11

VT-12

CG-1

PAINT BOX

CAM-3

CAM-4

CAM-5

JVC

1080/60i
9300K

CAMERA-1

TC:00:34:16:25
CRC:



DT-V24L1/DT-V20L1: TC, audio levels and CRC are not shown on the screen.



High-quality pictures

■ Native HD resolution

The DT-V24L1D 24" video monitor features 1920x1080 resolution, making it a true native HD monitor. As the flagship of JVC's line of HD production equipment, the DT-V24L1D can reproduce native 1080i / 1080p and 720p video images in their original form with no loss of quality due to scaling. Excellent high-definition imaging performance is also available from the 20" DT-V20L1D HD monitor. With 1680 x 945 resolution, this model features special 1:1 scaling mode for native 720p and 1080i/p HD video images display .

■ Comprehensive HD signal inputs

Both monitors include HD/SD SDI^{*1)} inputs and a DVI input with HDCP making them compatible with most HD signals. To assure maximum quality at all time and to prevent corrosion and signal loss, the HD-SDI connector is gold-plated^{*2)}.

■ High-performance LCD panel

An original JVC algorithm provides the highest level of de-interlacing and scaling, producing sharp, clear images with true-to-the-original color reproduction. Image quality is further enhanced by a panel with high brightness and a wide viewing

angle that displays clear video pictures with excellent focus and contrast. In addition, the delay between input signal and monitor image is minimized, enabling precise, reliable image monitoring.

■ Color Temperature

Color temperature can be set as required with a 3-temperature memory that includes a 9300K mode, 6500K mode, and user-specified mode.

■ IP mode (De-Interlacing)

The IP conversion mode can be selected from NORMAL MODE (frame complement and vertical filter), FIELD (field complement) and CINEMA (for 24p).

■ Image processor



JVC's new 10-bit, real time digital image processor

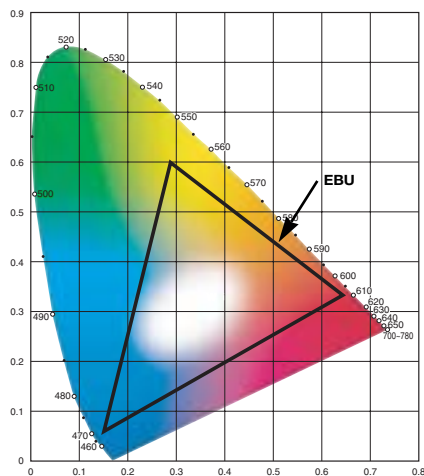
^{*1)}: DT-V24L1D, DT-V20L1D only, ^{*2)}: DT-V24L1D only



Refined and enhanced over many years, JVC's advanced image estimation technology has now been re-designed for digital applications. Able to reproduce image quality faithful to input signals, this new 10-bit real time processor delivers the true professional performance. With this processor, the high-quality HD signals used in production can be reproduced with absolute fidelity on the LCD display, resulting in crisp, clear, high-resolution images. With motion picture content, processing of original pictures is minimized while IP conversion is optimized to maintain sharp and clear images. This sophisticated technology applies no more processing to input signals than is necessary to ensure natural image reproduction close to CRT displays.

■ **Accurate color reproduction**

The matrix parameters for HDTV and SDTV inputs are precisely set for color




reproduction that conforms to the ITU standards, ensuring ITU-standard color reproduction with default image settings. Furthermore, the LCD panel has a chromatic range equivalent to EBU 100%, ensuring that color reproduction is faithful to the original signal.

| INPUT SIGNAL FORMAT | Standard Setting | Preset Format |
|---------------------|------------------|--|
| SDTV | ITU-R BT.601 | PAL, NTSC, SECAM: 480i, 576i, 480p, 576p |
| HDTV | ITU-R BT.709 | 720p, 1035i, 1080i, 1080p |

■ **Gamma calibration for each monitor**

Each monitor's gamma setting is calibrated at the factory to assure correct display of video images. Precise adjustment of various display parameters at the factory achieves excellent gray scale characteristics.



User-friendly functions

■ Built-in HD-SDI⁽³⁾

With two built-in multi-format HD/SD SDI inputs (HD/SD auto switching), most types of HD signals including 24p / 24pSF are supported. Embedded SDI audio is also available.




Gold-plated connectors


■ 1:1 scan

This useful function enables pixel-by-pixel display. Input signals are displayed in their original format without scaling. Precise image quality evaluation is available during editing.

● With 24" monitor



1080p signal display



720p signal display

■ Same operability as CRT series

Front panel rotary style and direct function controls enhance speed and productivity in a studio environment and provide ease of use that will be immediately familiar to CRT users.

■ Status display

Status information can be displayed in the blank area above the active picture area. Up to 10 characters can be used for monitor name (user defined). Time code (SDI-embedded⁽⁴⁾), audio level meter (12 channels) and CRC error check are also available.



Status off/auto Large text ON


Front Panel Controls



Wide range of functions to support creative work

■ Various video production functions

Functions that support video production include various area markers and a 100%-80% adjustable safety marker that shows the area outside the image. Aspect switch allows you to select between 4:3 and 16:9 ratios, while screen check (blue check) allows more accurate image checking by toggling between R, G and B signals. Two tally lamps (red and green) are also provided.



■ No sync action

The screen mode activated when no signal is input or when the power-saving mode is engaged can be selected from Suspend/Gray Back/Off.

■ Time code on/off function⁽⁵⁾

HD-SDI / SDI embedded time code display can be switched on and off as required.



Time code (ON)



Time code (OFF)

⁽³⁾, ⁽⁴⁾, ⁽⁵⁾: DT-V24L1D, DT-V20L1D only

System flexibility

■ 4-way remote control system

The remote control system can be selected from MAKE contact system / TRIGGER PULSE system / RS-485 / RS-232C. The RS-232C system can be converted to RS-485 on the monitor for cascade signal output.

■ Functions controlled by MAKE/TRIGGER system

| Display | Functions to be controlled |
|------------|--------------------------------------|
| COLOR OFF | Color off |
| ASPECT | Changes the aspect ratio. |
| A.MARKER | AREA MARKER display |
| S.MARKER | SAFETY MARKER display |
| TIME CODE | Time code display |
| 1:1 | Displays in 1:1 mode. |
| SCR CHECK* | Screen check |
| I/P MODE* | IP MODE |
| SDI 1 | Changes the input to SDI 1. |
| SDI 2 | Changes the input to SDI 2. |
| DVI | Changes the input to DVI. |
| COMP./RGB | Changes the input to COMPO./RGB. |
| VIDEO 1 | Changes the input to VIDEO 1. |
| VIDEO 2 | Changes the input to VIDEO 2. |
| EXT.SYNC | Changes the sync signal. |
| TALLY | Controls the tally lamp. |
| TALLY SEL | Selects the color of the tally lamp. |
| MONI. NAME | MONITOR NAME |
| MUTING | Muting on/off |
| MARK.SEL | Selects the items of AREA MARKER. |
| L.METER | Audio level meter display |
| STATUS | Status display |
| - - - | No function |



For customization, select 8 functions and assign them to 8 pin terminals.
*TRIGGER pulse control only



Photo: DT-V24L1D

Showing the gold-plated connectors on the DT-V24L1D model
* On the 20" monitor, only SDI connectors are gold-plated.

Easy installation

■ Compact, all-in-one design



assures secure installation and prevents monitor from being displaced or falling.

This slim, space-saving, all-in-one design enables easy installation on a shelf or in a rack. For added convenience, a VESA standard mounting (100 mm x 100 mm) is provided. A rugged metal base with 4-hole pattern for additional screws

■ Adjustable stand



As a conventional desktop stand, showing 6° of tilt in both directions



As a rear support when monitor is resting directly on a flat surface

The provided metal tabletop stand can be tilted up (6°) or down (6°) for easy viewing and more flexible positioning. You can also install the monitor directly on a platform — useful when you need to install in a location with a height limit (for example, on a shelf or in a rack).

Rugged, durable design

■ LCD protection filter (option)

To keep the LCD panel clean and protect it from scratches or external shock, an optional protection filter is available. This filter also suppresses any reflection from the panel.

■ Metal chassis design

A metal cabinet provides rugged durability for use in a variety of professional applications.

■ Connector guard construction

With a speaker grill and enforced edge design, protruding volume controls and switches are sheltered to prevent misoperation and damage. On the back of the monitor, the concave design helps protect the connectors. This attractive, efficient design is both practical and safe.

Others

■ Built-in stereo speakers

General

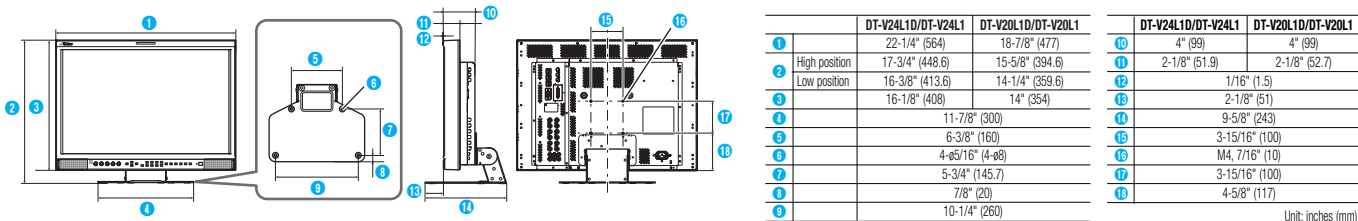
| Model | | DT-V24L1D | DT-V20L1D | DT-V24L1 | DT-V20L1 |
|--|--------------------------------------|--|--|--|--|
| Type | | Multi-format HDTV/SDTV Studio Monitor | | | |
| Screen Size | | 24" | 20" | 24" | 20" |
| Aspect Ratio | | 16:9 | | | |
| Resolution (Video) | | 1920 x 1080 | 1680 x 945 | 1920 x 1080 | 1680 x 945 |
| LCD Panel | | 24" wide, active matrix TFT | 20" wide, active matrix TFT | 24" wide, active matrix TFT | 20" wide, active matrix TFT |
| Effective Screen Size (W x H) | | 51.84 x 32.4 cm | 43.34 x 27.09 cm | 51.84 x 32.4 cm | 43.34 x 27.09 cm |
| Resolution (Video+Data) | | 1920 x 1200 (WUXGA) | 1680 x 1050 (WSXGA+) | 1920 x 1200 (WUXGA) | 1680 x 1050 (WSXGA+) |
| Display Colors | | 16.7 million | | | |
| Viewing Angle | Horizontal | 176° | 170° | 176° | 170° |
| | Vertical | 176° | 170° | 176° | 170° |
| Brightness | | 400 cd/m ² | | | |
| Contrast Ratio | | 1000:1 | 800:1 | 1000:1 | 800:1 |
| Horizontal/Vertical Frequency (PC signals) | Horizontal | 31.469 kHz to 75.000 kHz | | | |
| | Vertical | 60 Hz ± 5 Hz | | | |
| Applicable Standard | | Signals out of the range of accepted frequencies may not be displayed. In this case, "Out of range" is shown. | | | |
| Audio Output | | Internal: 1.0 W + 1.0 W (L/R) | | | |
| Environmental Conditions | Operating temperature | 41°F to 95°F (5°C to 35°C) | | | |
| | Operating humidity | 20% to 80% (non condensing) | | | |
| Power Requirements | | AC 120/220 to 240 V, 50 Hz/60 Hz, power cord holder | | | |
| Rated Current | | 1.15 A | 1.00 A | 1.15 A | 1.00 A |
| Dimensions (WxHxD) (excluding protrusions) | Without stand | 22-1/4" x 16-1/8" x 4" (564 x 408 x 99 mm) | 18-7/8" x 14" x 4" (477 x 354 x 99 mm) | 22-1/4" x 16-1/8" x 4" (564 x 408 x 99 mm) | 18-7/8" x 14" x 4" (477 x 354 x 99 mm) |
| | With stand (low position) | 22-1/4" x 17-3/4" x 9-5/8" (564 x 448.6 x 243 mm) | 18-7/8" x 15-5/8" x 9-5/8" (477 x 394.6 x 243 mm) | 22-1/4" x 17-3/4" x 9-5/8" (564 x 448.6 x 243 mm) | 18-7/8" x 15-5/8" x 9-5/8" (477 x 394.6 x 243 mm) |
| Weight | Excluding stand | 19.1 lbs. (8.7 kg) | 16.3 lbs. (7.4 kg) | 19.1 lbs. (8.7 kg) | 16.3 lbs. (7.4 kg) |
| | Including stand | 25.5 lbs. (11.6 kg) | 22.7 lbs. (10.3 kg) | 25.5 lbs. (11.6 kg) | 22.7 lbs. (10.3 kg) |
| Provided Accessories | | AC power cord, stand, power cord holder | | | |
| Input/Output Terminals | | | | | |
| Video | Video 1 | Composite video signal input/output: 1 line, BNC x 2, 1 V (p-p), 75 ohms (IN and OUT are connected with a bridge connection (auto termination)) | | | |
| | Video 2 | | | | |
| | DVI-D (HDCP) | DVI-D signal input (compatible with HDCP): DVI connector x 1 (compatible with DDC2B) | | | |
| | COMPO./RGB (G/Y, B/Pb/B-Y, R/Pr/R-Y) | Analog component signal/analog RGB signal input/output: 1 line, BNC x 6 Video signal: G/Y: 1 V (p-p), 75 ohms (sync signal included), B/Pb/B-Y, R/Pr/R-Y: 0.7 V (p-p), 75 ohms (IN and OUT are connected with a bridge connection (auto termination)) | | | |
| | EXT. SYNC (CS) | Composite sync signal input/output: 1 line, BNC x 2, 0.3 V (p-p) to 4 V (p-p), 75 ohms (bipolar tri-signal, negative pole binary signals, BB) (video signals excluded) (IN and OUT are connected with a bridge connection (auto termination)) | | | |
| | HD/SD SDI (IN 1) | Digital signal input (compatible with EMBEDDED AUDIO): Auto detection, 1 line, BNC x 1 | | — | |
| | HD/SD SDI (IN 2) | | | | |
| | HD/SD SDI (SWITCHED OUT) | Digital signal output (compatible with EMBEDDED AUDIO): 1 line (switched out), BNC x 1 | | — | |
| Audio | AUDIO ASSIGN (IN 1) | Analog audio signal input: 1 line, RCA x 2, 500 mV (rms), high impedance | | | |
| | AUDIO ASSIGN (IN 1) | | | | |
| | AUDIO ASSIGN (MONITOR OUT) | | | | |
| External Control | MAKE/TRIGGER | RJ-45 x 1 (8-pin) | | | |
| | RS-485 | RJ-45 x 2 (IN/OUT) (8-pin) | | | |
| | RS-232C | D-sub (9-pin) x 1 | | | |

Input format

| | |
|---------------------------|--|
| Video | PAL, SECAM, NTSC, BW 50/60Hz |
| Component/RGB | 576/50i, 480/60i, 576/50p, 480/60p, 720/24p, 25p, 30p, 50p, 60p, 1035/60i, 1080/50i, 60i, 1080/24p, 30p, 1080/24p, 25p, 30p |
| SDI/HD-SDI ⁽⁶⁾ | 576/50i, 480/60i, 720/24p, 25p, 30p, 50p, 60p, 1035/60i, 1080/50i, 60i, 1080/24p, 30p, 1080/24p, 25p, 30p |
| DVI-D with HDCP (Video) | 480/60i, 576/50i, 480/60p, 576/50p, 720/50p, 60p, 1035/60i, 1080/50i, 60i, 1080/24p, 25p, 30p, 50p, 60p, 640 x 480@60 |
| DVI-D (PC) | VGA60, WVGGA60, SVGA60, XGA60, WXGA60 (1280 x 768), SXGA60 (1280 x 1024), 1920 x 1080@60, 1280 x 720@60, WSXGA+60 (1680 x 1050), UXGA60 (1600 x 1200), WUXGA60 (1920 x 1200) |

*6): DT-V24L1D, DT-V20L1D only

DIMENSIONS



OPTIONS

■ Protection Filter

- TS-W24F1 (for 24" monitor)
- TS-W20F1 (for 20" monitor)

■ GY-HD250



ProHD Compact Shoulder Camcorder for Studio and ENG Applications

- HDV and DV compatible
- True 24p recording
- Uncompressed 720/60p live signal output
- Interchangeable HD lenses
- 3-CCD camera system with 720p HD CCDs

E & O.E. Design and specifications subject to change without notice.

JVC®

DISTRIBUTED BY

JVC PROFESSIONAL PRODUCTS COMPANY

DIVISION OF JVC AMERICAS CORP.
1700 Valley Road, Wayne, N.J. 07470
TEL: (973) 317-5000, (800) 582-5825 FAX: (973) 317-5030
Internet Web Site <http://www.jvc.com/pro>
E-mail: proinfo@jvc.com

JVC CANADA INC.
21 Finchdene Square, Scarborough, Ontario M1X 1A7
TEL: (416) 293-1311 FAX: (416) 293-8208
Internet Web Site <http://www.jvc.ca/en/pro/>

Printed in Japan
ICN-0356

"JVC" is the trademark or registered trademark of Victor Company of Japan, Limited.